

WIESBADEN

PREMIUM QUALITY

YOUR BEST CHOICE



WIESBADEN

- ▶ DESIGNED TO FOCUS ATTENTION ON YOUR PRODUCTS
- ▶ MODEL WIESBADEN PROVIDES MAXIMUM VISIBILITY OF GOODS, WITH THE HIGHEST USABLE SPACE FOR DISPLAYING PRODUCTS EASILY SATISFIES ALL CUSTOMER NEEDS.
- ▶ WITH A USABLE HEIGHT OF 182 CM, THE WIESBADEN MODEL IS ONE STEP AHEAD OF THE COMPETITION.

1 CENTRAL LED LIGHT 6500K
*OPTION PINK COLOR

3 SHELVES CAN BE TILTED

4 MAXIMUM LOAD CAPACITY

5 STAINLESS STEEL BUMPER

2 VERTICAL LED LIGHT 6500K
*OPTION PINK COLOR

6 AUTOMATIC DOOR CLOSING

7 SIDE PANEL DOUBLE GLASS
TEMPERED

8 -40% ENERGY CONSUMPTION
NO DEFROSTING



WIESBADEN



RAL 9005





RAL 9016

HESSEN®

1 SKY GLASS
BLACK GLASS FRAME



2 SOLID SIDE PANEL
MIRRORED

WIESBADEN

-  RAL 2008
-  RAL 9006

1 TRANSPARENT FRAME

WIESBADEN

-  RAL 5021
-  RAL 9016



WIESBADEN

1 SKY GLASS
TRANSPARENT FRAME

2 WIRE PAINTED SHELF RISER
OR PLEXY

3 PRICE HOLDER

4 EVAPORATOR DESIGNED ESPECIALLY
FOR LONG INTERVAL BETWEEN
CLEANINGS



1

2

3

4

WIESBADEN

-  RAL 6026
-  RAL 9016



WIESBADEN

PREMIUM QUALITY




WIESBADEN



RAL 9016

RAL 9016



HESSEN®

LENGTH WITHOUT SIDE PANELS (MM)

HIGHT (MM)

PRESERVATION TEMPERATURE (°C)
 -1/+1
 0/+2
 +2/+4
 +4/+6

DEPTH (MM)
 950
 850

ENERGY CLASS**

1250

2050	2160	2220	2300
•	•	•	•
•	•	•	•
•	•	•	•
•	•	•	•
•	•	•	•

A B

1875

2050	2160	2220	2300
•	•	•	•
•	•	•	•
•	•	•	•
•	•	•	•
•	•	•	•

A B

2500

2050	2160	2220	2300
•	•	•	•
•	•	•	•
•	•	•	•
•	•	•	•
•	•	•	•

A B

3125

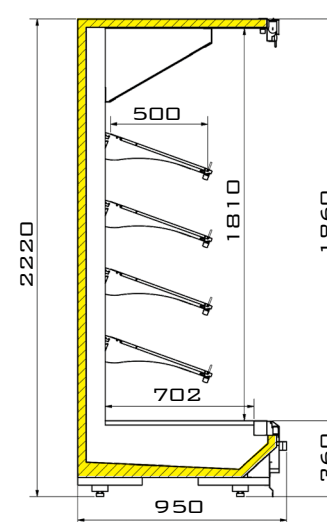
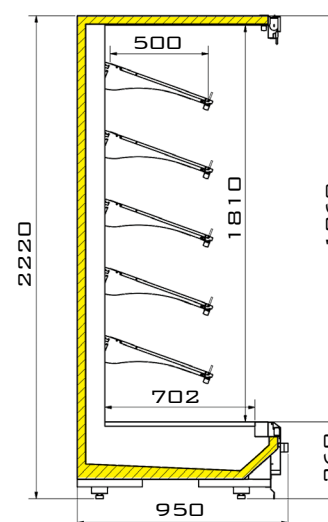
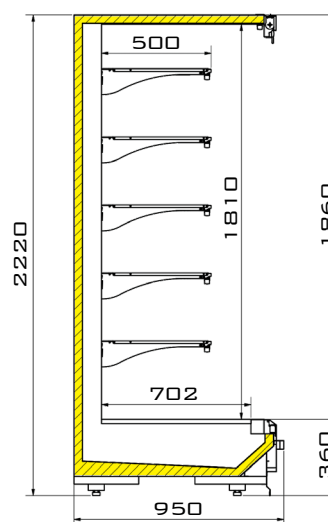
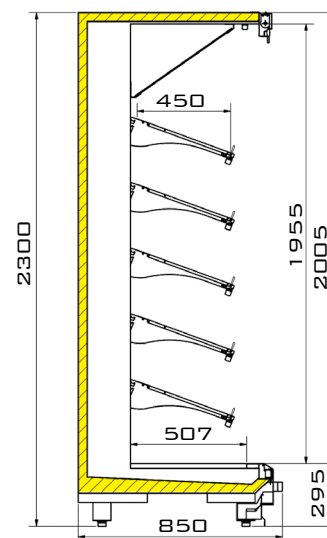
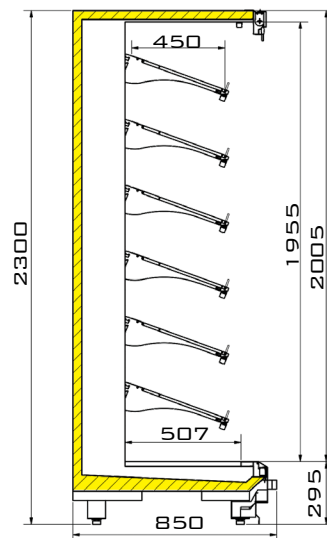
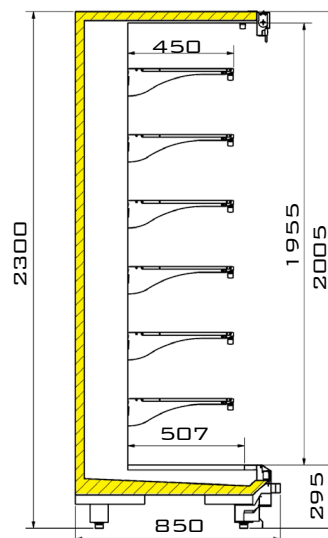
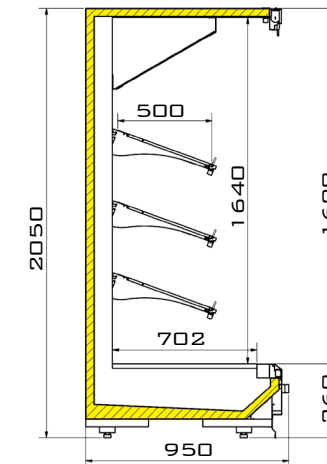
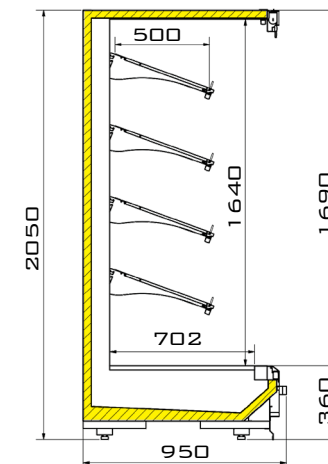
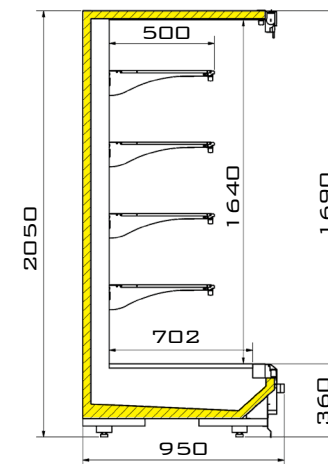
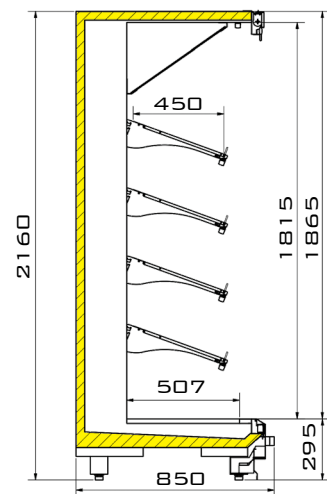
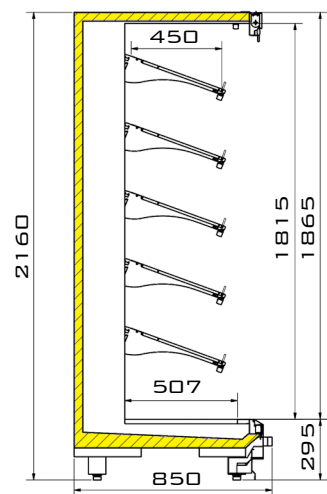
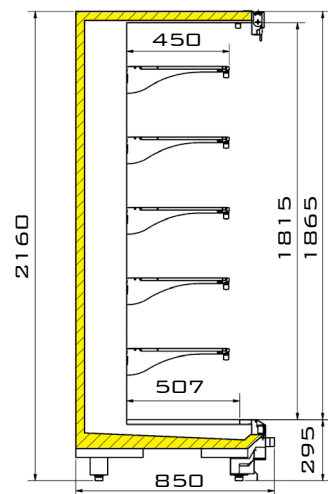
2050	2160	2220	2300
•	•	•	•
•	•	•	•
•	•	•	•
•	•	•	•
•	•	•	•

A B

3750

2050	2160	2220	2300
•	•	•	•
•	•	•	•
•	•	•	•
•	•	•	•
•	•	•	•

A B



LOW BASE 850MM (DEPTH)

HESSEN

950MM (DEPTH)

HESSEN

LENGTH WITHOUT SIDE PANELS (MM)

HIGHT (MM)

PRESERVATION -1/+1
 TEMPERATURE (°C) 0/+2
 +2/+4
 +4/+6

DEPTH (MM) 950
 850

ENERGY CLASS**

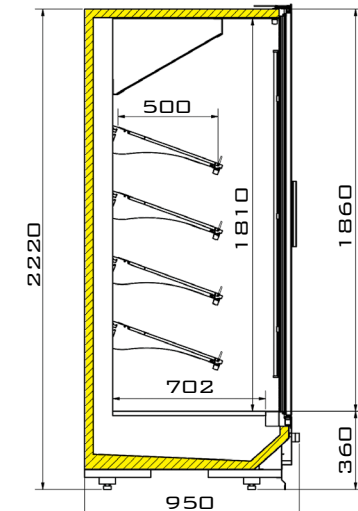
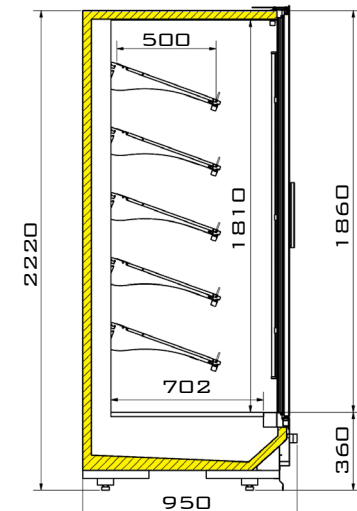
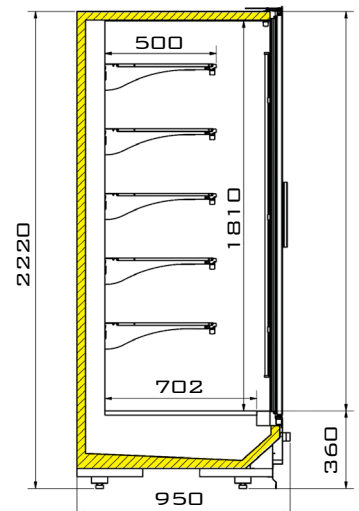
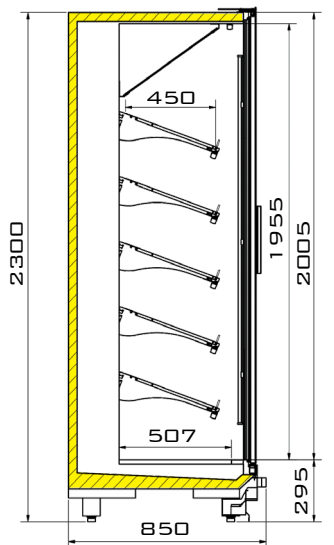
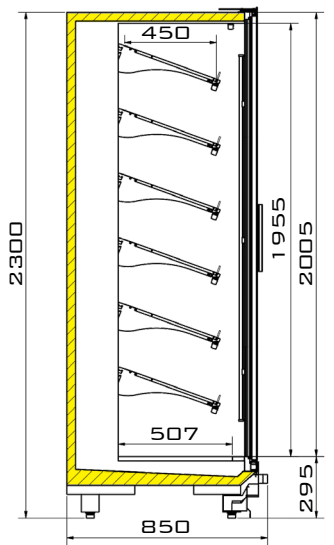
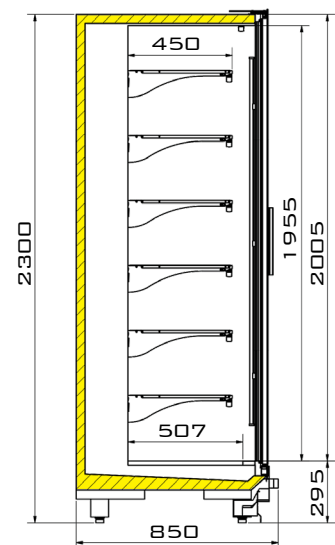
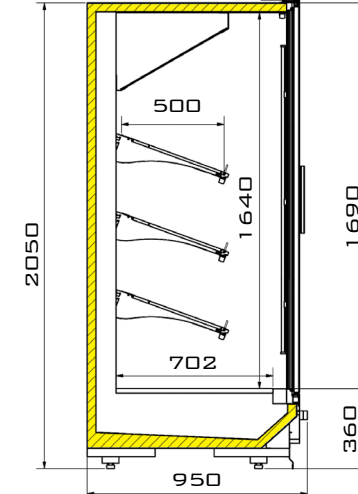
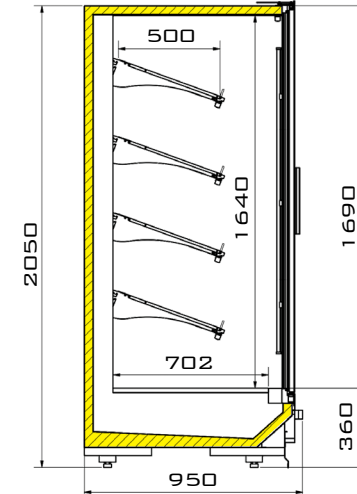
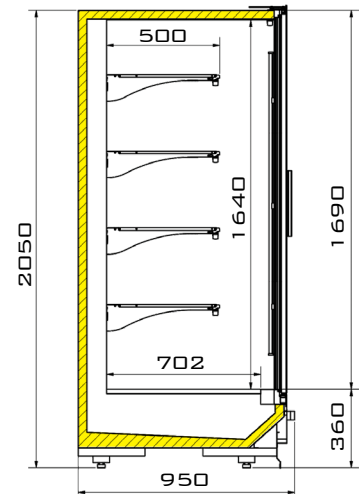
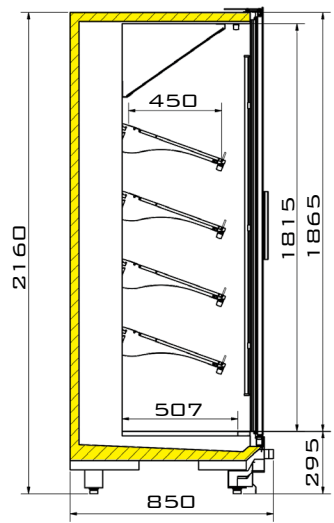
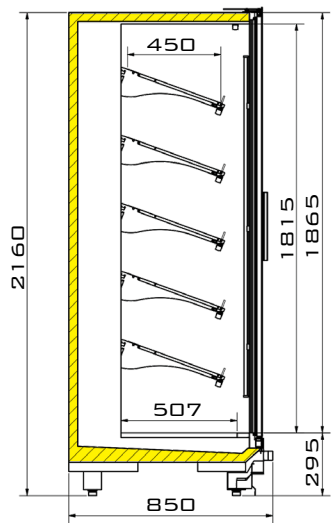
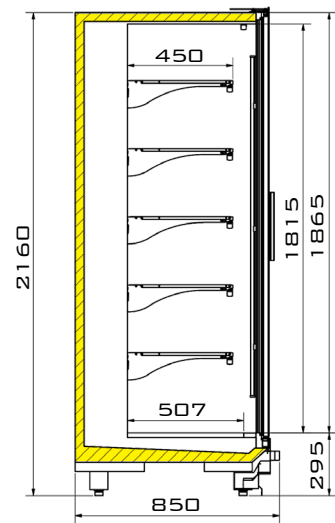
		1250			
		2050	2160	2220	2300
•	•	•	•	•	•
•	•	•	•	•	•
•	•	•	•	•	•
•	•	•	•	•	•
•	•	•	•	•	•

		1875			
		2050	2160	2220	2300
•	•	•	•	•	•
•	•	•	•	•	•
•	•	•	•	•	•
•	•	•	•	•	•
•	•	•	•	•	•

		2500			
		2050	2160	2220	2300
•	•	•	•	•	•
•	•	•	•	•	•
•	•	•	•	•	•
•	•	•	•	•	•
•	•	•	•	•	•

		3125			
		2050	2160	2220	2300
•	•	•	•	•	•
•	•	•	•	•	•
•	•	•	•	•	•
•	•	•	•	•	•
•	•	•	•	•	•

		3750			
		2050	2160	2220	2300
•	•	•	•	•	•
•	•	•	•	•	•
•	•	•	•	•	•
•	•	•	•	•	•
•	•	•	•	•	•



850MM (DEPTH)

HESSEN

950MM (DEPTH)

HESSEN

HESSSEN

WIESBADEN

HESSEN®

FRIGO SOPRING D.O.O.

CARA DUŠANA 88
22313 VOJKA
REPUBLIKA SRBIJA

+381 22 230 12 22

OFFICE@FRIGOSOPRING.RS
WWW.FRIGOSOPRING.RS

mr-design.rs

Technical details could be changed without notice.